

ASSEMBLY INSTRUCTIONS

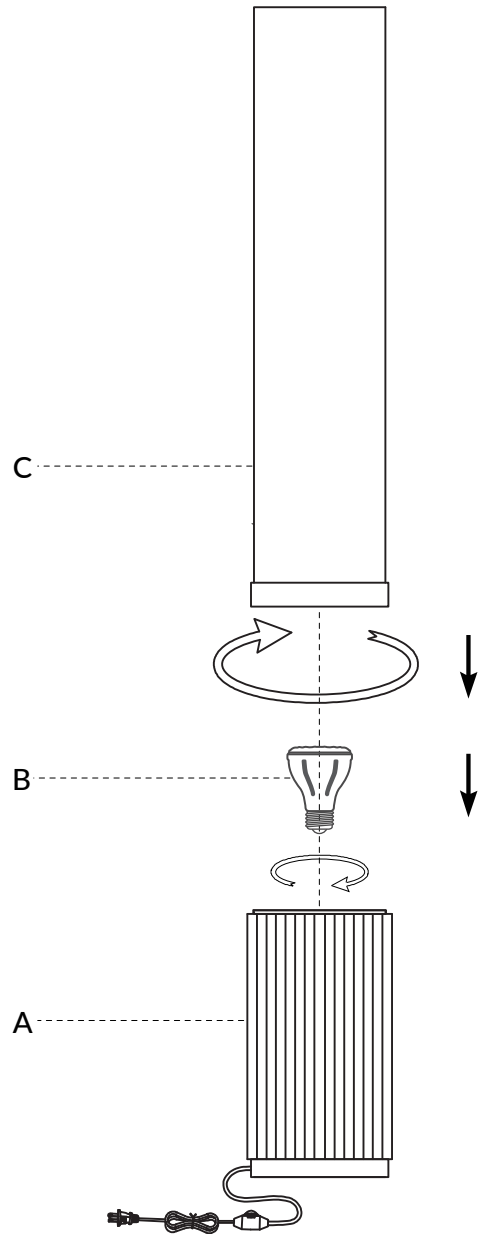
TAMBO CYLINDRO MINI, ACCENT TABLE, FLOOR LAMP

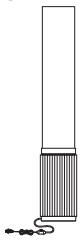

1010801WB, 1110800WB, 2710799WB

1010801BO, 1110800BO, 2710799BO

1010801ASH, 1110800ASH, 2710799ASH

1. Carefully remove the pre-assembled lamp from the carton and place on a clean surface.
2. The bulb has been pre-inserted for your convenience.
Bulb: P20 E26 10W 900 LUMENS Flicker-free Dimmable LED
3. The frosted cylindrical shade (C) has been preattached for your convenience.
4. Plug into a surge protected 110v outlet and enjoy the beautiful light!



ITEMS INCLUDED ARTICULOS INCLUIDOS	BULB SUGGESTION SUGERENCIA DE BOMBILLA
A+B+C  LAMP LÁMPARA	B  P20 E26 10W 900 LUMENS Flicker-free Dimmable LED

IMPORTANT SAFETY INSTRUCTIONS

This lamp has a polarized plug (one blade is wider than the other) as a safety feature to reduce the risk of electric shock. This plug will fit in a polarized outlet only one way. If the plug does not fit fully in the outlet, reverse the plug. If it still does not fit, contact a qualified electrician. Never use with an extension cord unless the plug can be fully inserted. Do not alter the plug.

For a step by step assembly video, please go to www.novaofcalifornia.com

IMPORTANTES INSTRUCCIONES DE SEGURIDAD

Esta lampara tiene un enchufe polarizado (una navaja es mas ancha que la otra) como forma de seguridad para reducir el riesgo de un shock electrico. Este enchufe polarizado entrara en una conexión solo de un lado. Si el enchufe no entra en la conexión trate al reverso. Si aun así no entra, contacte a un electricista calificado. Nunca use una extension a menos que el enchufe pueda ser conectado completamente. No altere el enchufe.